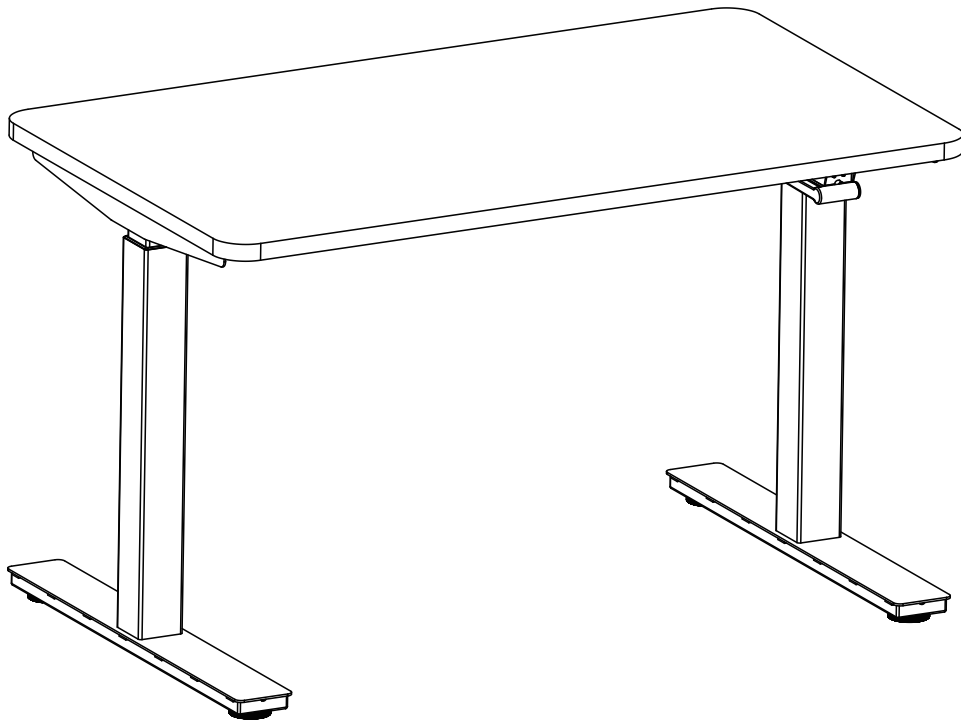


DESK0

Installation Guide

Notice de Montage



Précautions / Avertissements



Make sure that children, pets, etc. are away from the product while operating the motorized table.

Maintenir les enfants et les animaux de compagnie à l'écart du bureau pendant l'utilisation.



Ensure that the desktop does not touch the wall.

Assurez-vous que le plateau du bureau ne touche pas le mur.



Ensure that the table is free of any obstacles during operation, and no obstacles higher than 500mm can be found under the table Top.

Assurez-vous qu'il n'y a pas d'obstacle durant la manipulation, pas d'obstacle avec une hauteur supérieure à 500 mm en dessous du plateau.



The working environment temperature is 0-40°C, and the product is far away from corrosive gas or liquid, and dusty objects.

L'environnement de travail doit présenter une température entre 0-40°C. Assurez-vous que le bureau est loin de gaz ou liquides corrosifs ou d'objets poussiéreux.



Unauthorized disassembly of this product is strictly prohibited to prevent product malfunctions and potential harm to human health caused by electronic products.

Le désassemblage des composants est strictement interdit afin d'éviter tout dysfonctionnement et tout danger potentiel pour la santé.

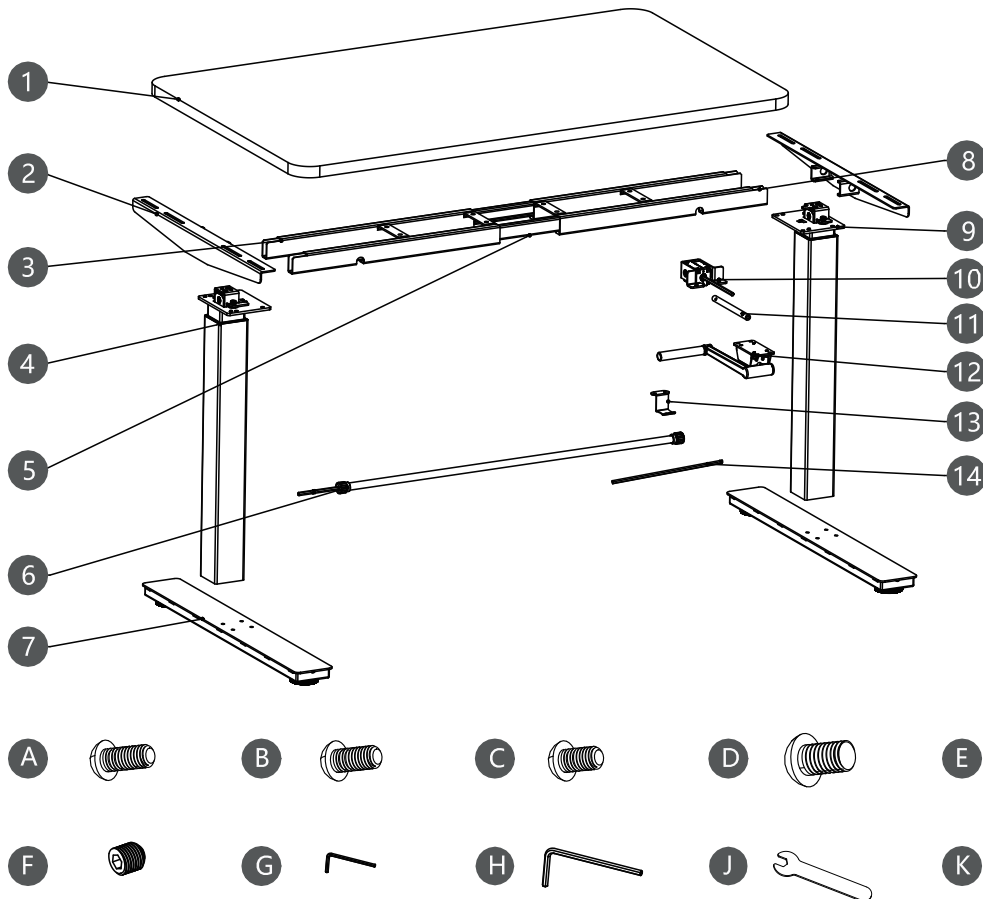
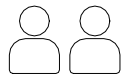


Before using this product, read carefully the instruction manual. Our company are not responsible for any product damage or injuries due to any abnormal operations.

Lire attentivement le manuel avant la première utilisation. Notre société n'est pas responsable des dommages ou des blessures dus à une utilisation anormale.

Parts List / Liste des Pièces


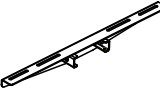
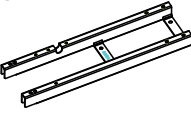
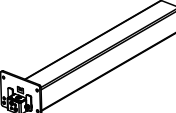



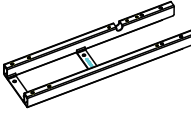
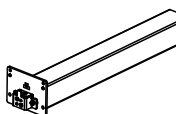
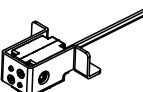
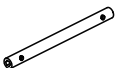
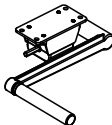












30_{min}



S/N	Part Name	QTY
1	Tabletop / Plateau	1
2	Bracket / Attache supérieure	2
3	Supporting beam A / Traverse A	1
4	Column A / Colonne A	1
5	Connecting rod / Tube de traverse	2
6	Drive rod group / Tige de liaison	1
7	Feet / Embase	2
8	Supporting beam B / Traverse B	1
9	Column B / Colonne B	1
10	Gearbox / Engrenage de liaison	1
11	Aluminum transmission rod / Tube de liaison	1
12	Handle / Manivelle	1

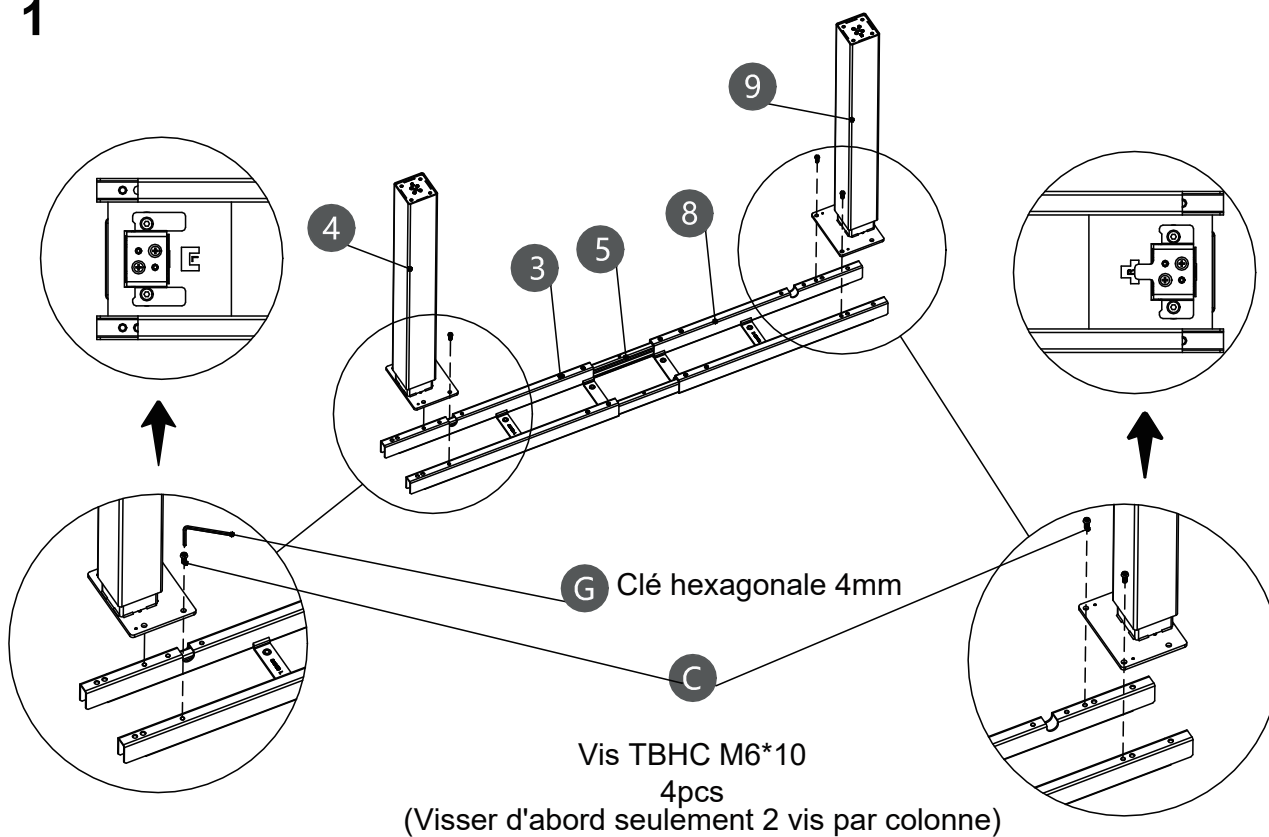
S/N	Part Name	QTY
13	Handle Fix / Attache manivelle	1
14	Hexagonal bar / Tige de liaison courte	1
A	TBHC M6*14 screws / Vis TBHC M6*14	12
B	TBHC M6*12 screws / Vis TBHC M6*12	4
C	TBHC M6*10 screws / Vis TBHC M6*10	6
D	TBHC M8*12 screws / Vis TBHC M8*12	8
E	ST5*16 wood screws / Vis à bois ST5*16	14
F	M8*8 Screw / Vis pointeau M8*8	2
G	M4 wrench key / Clé hexagonale 4mm	1
H	M5 hex wrench key / Clé hexagonale 5mm	1
J	Wrench / Clé de réglage	1
K	cross screwdriver / Tournevis	1

Installation Guidance / Guide de Montage

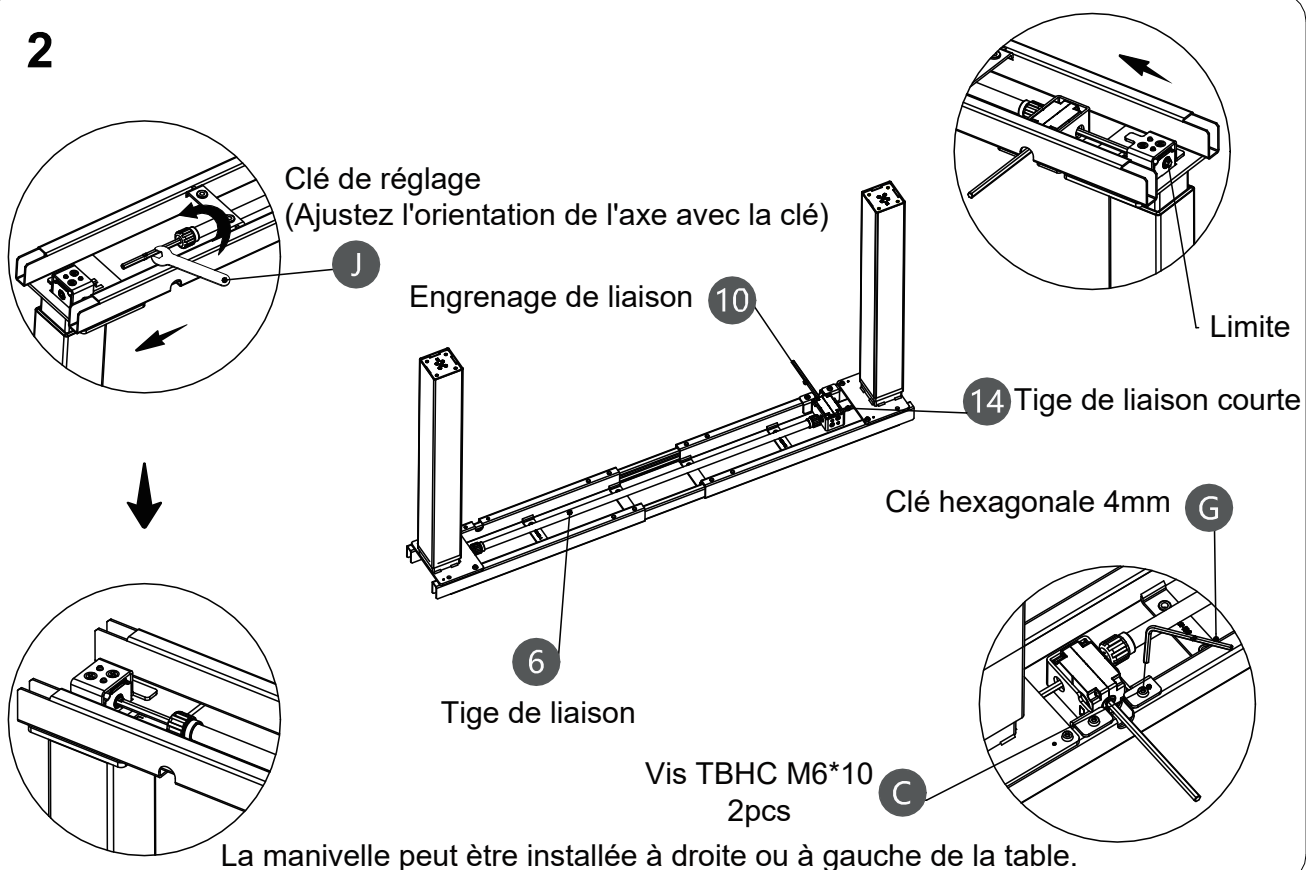
1  Plateau 1 pce	2  Attache supérieure 2 pces	3  Traverse A 1 pce	4  Colonne A 1 pce	5  Tube de traverse 2 pces
6  Tige de liaison 1 pce	7  Embase 2 pces	8  Traverse B 1 pce	9  Colonne B 1 pce	10  Engrenage de liaison 1 pce
11  Tube de liaison 1 pce	12  Manivelle 1 pce	13  Attache manivelle 1 pce	14  Tige de liaison courte 1 pce	A  Vis TBHC M6*14 12 pces
B  Vis TBHC M6*12 4 pces	C  Vis TBHC M6*10 6 pces	D  Vis TBHC M8*12 8 pces	E  Vis à bois ST5*16 14 pces	F  Vis pointeau M8*8 2 pces
G  Clé hexagonale 4mm 1 pce	H  Clé hexagonale 5mm 1 pce	J  Clé de réglage 1 pce	K  Tournevis 1 pce	

Installation Guidance / Guide de Montage

1

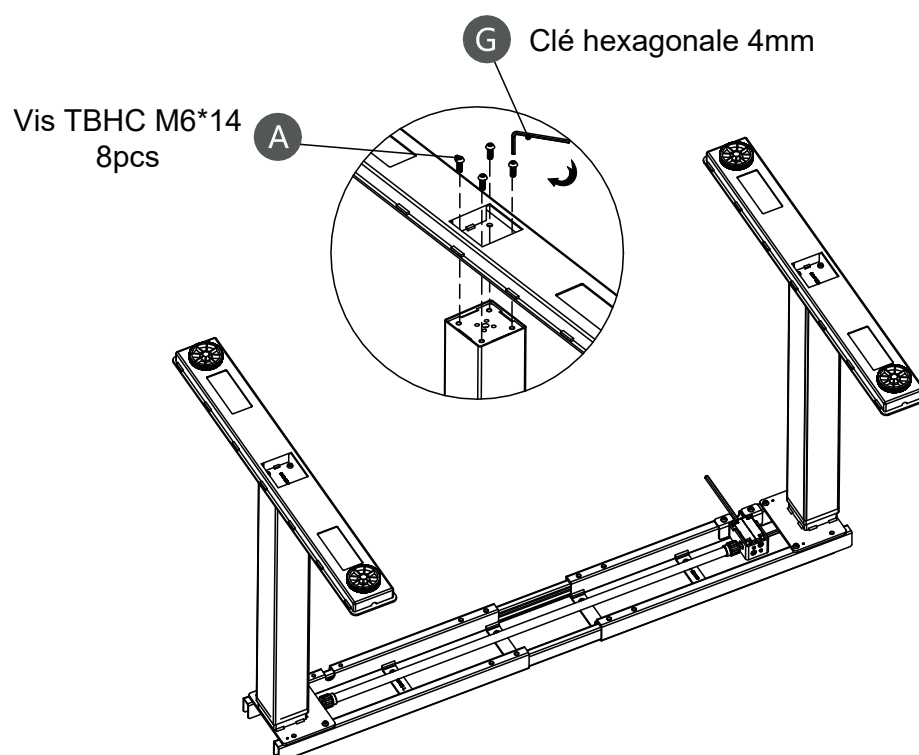


2

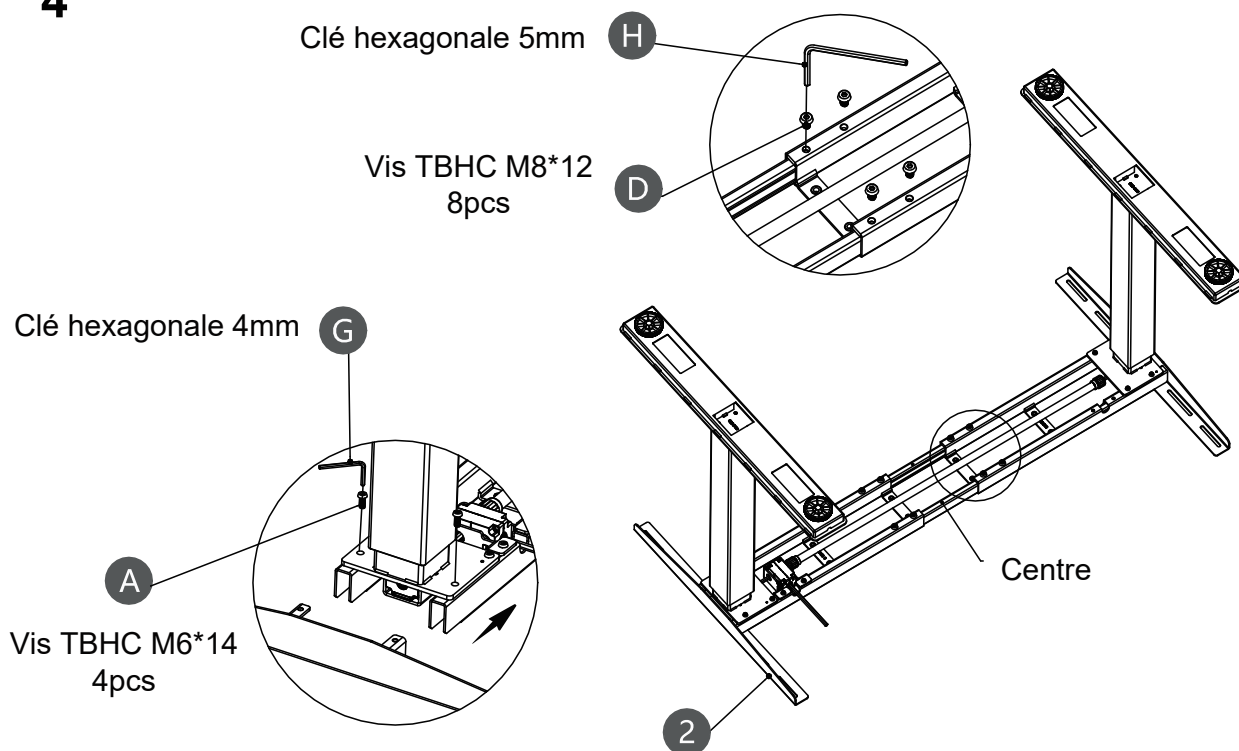


Installation Guidance / Guide de Montage

3

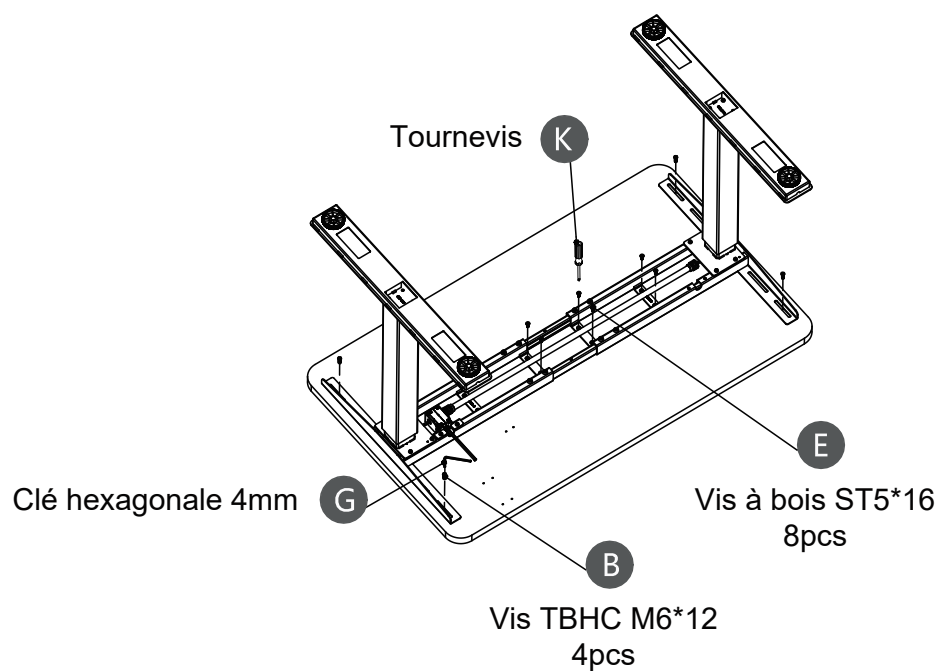


4

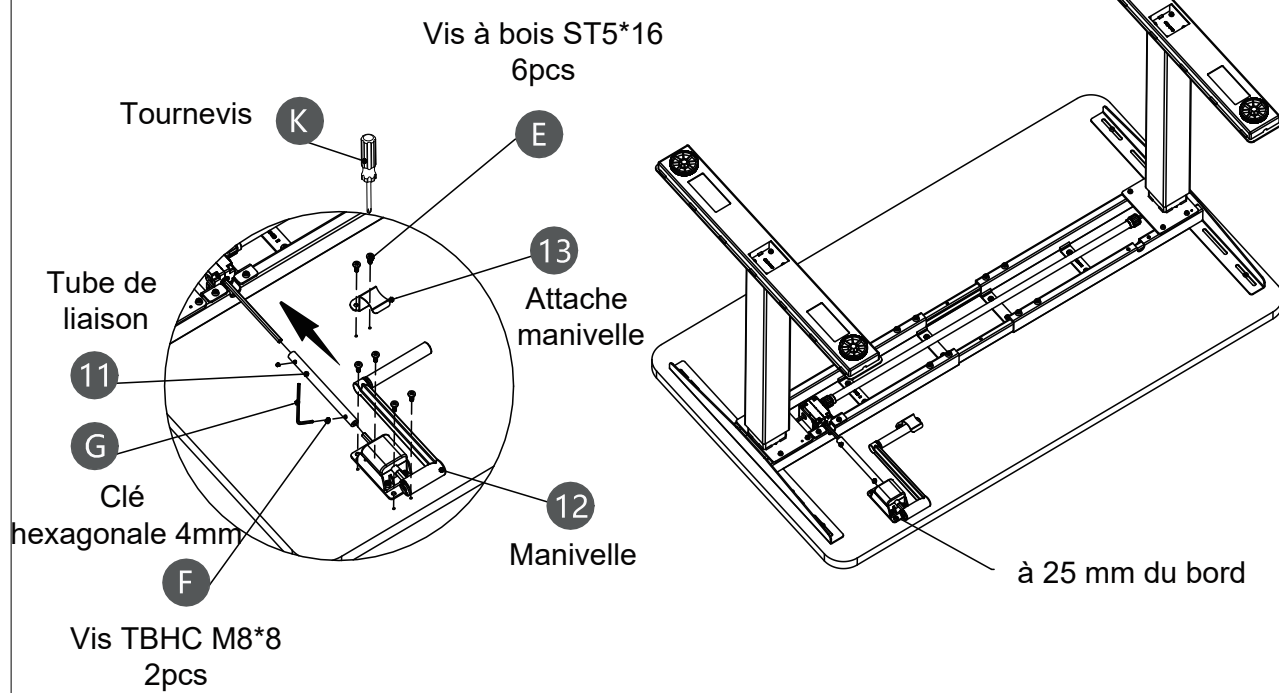


Installation Guidance / Guide de Montage

5



6



Installation Guidance / Guide de Montage

7

